

ONLINE SHELTERMAKER COURSE

The Online Sheltermaker Course offers a unique opportunity for participating Students to create viable natural building designs to support their unique living needs.

Course material consists of the 2 volumes of The Sheltermaker's Manual containing the unique and proven Sheltermaker Design Programme which is supported by pre-formatted Worksheets.

Tuition consists of 5 Segments, delivered via the internet at one month intervals over a 5 month period. These consist of an exclusive 1 hour video overview of the topics to be covered in each Segment along with insights and recommendations as to how a Student can most benefit from the work to be carried out.

Students have 3 weeks to carry out the design work relative to each Segment and to prepare their Assignments which are submitted to tutor Peter Cowman via the internet.

Students will receive individual written Reports on their submitted Assignments within a week, delivered over the internet. These will be configured to assist Students in achieving the objective of evolving a design suited to their stated desires and needs.

A Question & Answer eMail facility will be available to Students within the Course timeframe.

Students can also exercise the option of having One2One Videophone, or telephone Consultations with tutor Peter Cowman on their projects, if they so wish.

No previous experience of design or construction is needed to participate and benefit from this unique Course, nor is it a requirement that Students have land available to them to build on. A positive attitude and a commitment to the process is all that is required.

Students must follow the designated Course sequence and submit their Assignments as specified within each Segment.

Certificates will be issued to Students on successful completion of the Course.

SEGMENTS+ASSIGNMENTS

Segment 1

January 24th 2014

Complete the Sheltermaker Design Programme Steps: 1 - 15

Step 1 Starting Off

Step 2 Drawing Up A List Of Spaces

Step 3 Assembling Design & Style Information

Step 4 Analysing Your Chosen Spaces

Step 5 Analysing Regular Household Activities

Step 6 Getting Organised

Step 7 Setting Out Your Budget

Step 8 Assembling Furniture & Equipment Measurements

Step 9 Drawing

Step 10 Making Drawings

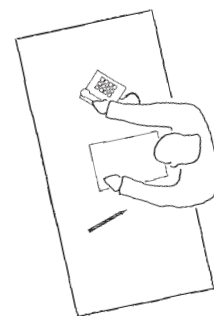
Step 11 Making Scaled Drawings

Step 12 Creating Furniture & Equipment Models

Step 13 Creating Space Mock-Ups

Step 14 Estimating Total Floor Area

Step 15 Surveying



Assignment 1

February 14th 2014

Submit copies of List of Spaces, Budget and Floor Area Worksheets.

If renovating or designing an extension to an existing building submit Survey information also.


LIVING ARCHITECTURE CENTRE.COM

Segment 2

February 21st 2014

Complete the Sheltermaker Design Programme Steps: 16 - 32

- Step 16 Understanding The Principles of Building Structures
- Step 17 Distinguishing Between The Types of Building Structure
- Step 18 The Role of Foundations
- Step 19 Taking On Board Compliance With The Building Regulations
- Step 20 Environment
- Step 21 Introduction To Heating & Ventilation
- Step 22 The Role Of Air & Water In Heating & Ventilation
- Step 23 Heat Losses & Heat Gains; Thermal Mass & Insulation
- Step 24 Measurements & Calculations
- Step 25 Passive Solar Design
- Step 26 Fuels & Systems
- Step 27 Reviewing Your Work
- Step 28 Understanding Timber
- Step 29 Wood - The Facts
- Step 30 Wood - Technical Facts & Figures
- Step 31 Choosing Other Materials & Products
- Step 32 Choosing A Construction System



Assignment 2

March 14th

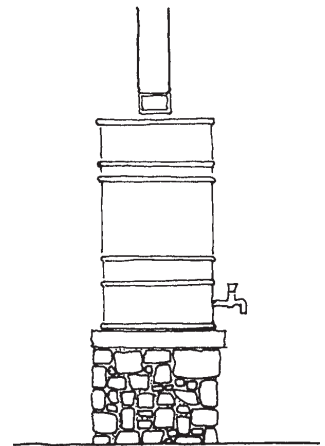
Submit copies of Environment, Heating & Ventilation and Construction Worksheets.

Segment 3

March 21st 2014

Complete the Sheltermaker Design Programme Steps 33 - 38

- Step 33 Services - Plumbing
- Step 34 Services - Drainage
- Step 35 Services - Electrical
- Step 36 Planning Regulations
- Step 37 Building Regulations
- Step 38 Site Analysis



Assignment 3

April 18th

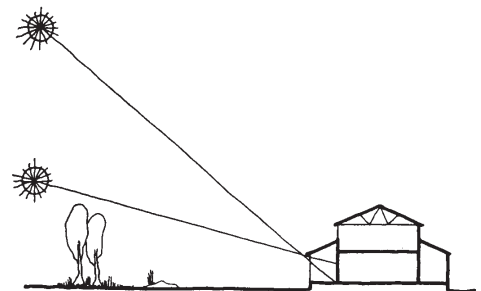
Submit copies of Plumbing, Drainage, Electrical and Site Analysis Worksheets.

Segment 4

April 25th 2014

Complete the Sheltermaker Design Programme Steps 39 - 44

- Step 39 Brief Appraisal
- Step 40 The Sun Path
- Step 41 Circulation
- Step 42 Developing A Layout
- Step 43 Costing Your Design
- Step 44 Finalising Your Sketch Design



Assignment 4

May 16th

Develop and configure your design and submit.

ARDLOUGH
DRUMSNA
CO. LEITRIM
IRELAND

EMAIL sheltermaker@gmail.com
WEB livingarchitecturecentre.com
IRELAND ☎ 076 602 6046
AUSTRALIA ☎ 03 9005 5833
UNITED KINGDOM ☎ 020 3287 2949

P.O. BOX 929
CASTLEMAINE
VICTORIA 3450
AUSTRALIA

LIVING ARCHITECTURE CENTRE.COM

Segment 5

May 23rd 2014

Complete the Sheltermaker Design Programme Steps 45 - 49

Step 45 Creating Planning Drawings

Step 46 Making The Planning Application

Step 47 Preparing Working Drawings

Step 48 Constructing Your Design

Step 49 Living In Your Architecture



Assignment 5

June 13th

Refine your design and submit.

Students will receive a Report on this Assignment by June 20th

Assignment 5+

Oftentimes, a student will wish to extend the tutorial support into the construction phase of their projects.

This can be facilitated by arrangement with Peter Cowman.

COURSE FEES:

\$500AUD/€350 or equivalent

Fees can be paid by credit card, PayPal, bank transfer, Money Order or cheque.

Course Fees include The Sheltermaker's Manual, The Sheltermaker Design Programme, pre-formatted Worksheets, Tuition, Q&A Facility and Individual Assignment Reports.

Optional 90 min. One2One Skype Videophone or landline telephone Consultations with Peter Cowman cost \$100/€75 or equivalent per session. There will be an extra charge for Consultations delivered to mobile phones.

ENROLMENT:

To enrol in the Course eMail sheltermaker@gmail.com or go to sheltermaker.com

Credit card payments should be made through the sheltermaker.com website

PayPal payments should be forwarded to livingarchitecture@eircom.net

Australian dollar bank transfer payments should be lodged to:

Bendigo Bank

BBS 633.000

Peter Cowman

Account No. 135268803

Euro bank transfer payments should be lodged to:

Bank of Ireland

Carrick-on-Shannon

Sort Code: 905336

Account Number: 67485479

IBAN: IE42BOFI90533667485479

Money Order or cheques should be made payable to Peter Cowman and forwarded to:

P.O. Box 929

Castlemaine

VIC 3450

Australia

Upon receipt of fees Students will receive via post, the 2 volumes of The Sheltermaker's Manual containing the unique and proven Sheltermaker Design Programme.

Segment 1 material will be forwarded via the internet on January 24th 2014

ARDLOUGH
DRUMSNA
CO. LEITRIM
IRELAND

EMAIL sheltermaker@gmail.com
WEB livingarchitecturecentre.com
IRELAND ☎ 076 602 6046
AUSTRALIA ☎ 03 9005 5833
UNITED KINGDOM ☎ 020 3287 2949

P.O. BOX 929
CASTLEMAINE
VICTORIA 3450
AUSTRALIA